



# HEALTHY FAMILIES OF ALLEN COUNTY

## FINANCIAL REVIEW

### 2009-2010

# Healthy Families Of Allen County

## 2009-2010 ANNUAL REPORT


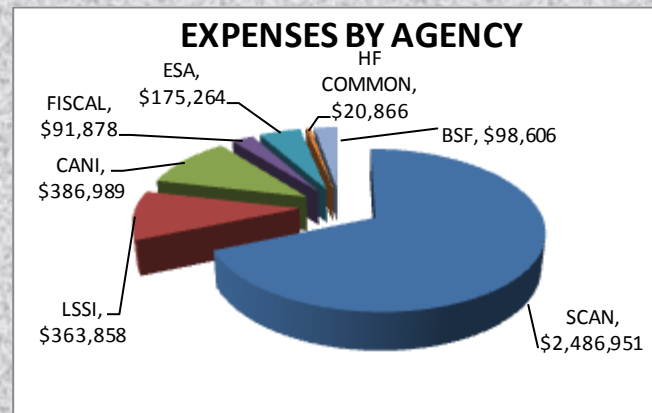
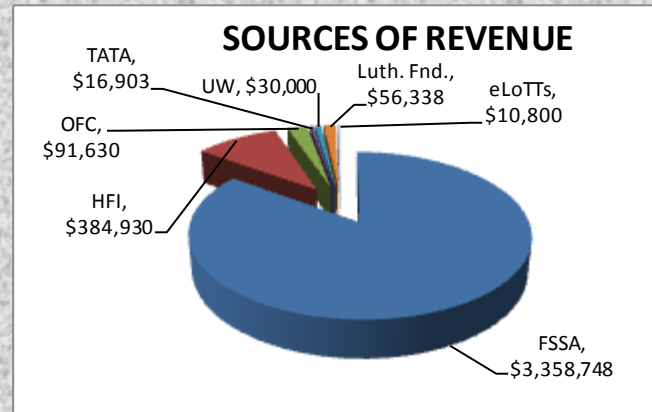
Healthy Families of Allen County services are available to all individuals regardless of an individual's race, color, gender, sexual orientation, religious beliefs, national origin, veteran status, age and/or mental or physical disability. Healthy Families services are nonsectarian and partially funded by the United Way and Indiana Department of Child Services. Healthy Families is an equal opportunity, affirmative action employer.

A member of Healthy Families Indiana

A partnership of:

Lutheran Social Services of Indiana  
and  
SCAN, Inc.

Copyright 2010, SCAN Inc. All rights reserved.



The mission of Healthy Families of Allen County is to help families provide safe, warm, nurturing environments in which children grow, develop, and experience success.



## Healthy Families Overview

Healthy Families of Allen County is affiliated with Healthy Families America and Healthy Families Indiana.

Services begin prenatal or within two weeks of the birth of the baby. Over 2,290 families were screened this year due to partnerships with all hospitals and WIC in Allen County.

Screening identifies families who are most likely to struggle and have negative childhood outcomes. Families who screen positive and consent are offered an assessment. In Allen County over 1,858 families screened positive and over 662 were assessed.

All services offered are voluntary. Home-based services focus on observing parent-child interactions and providing education and support, which promote positive parent-child interactions/relationships. Services are interactive, curriculum based, and are provided in families' homes. All family members are encouraged to participate in visits. "Do For, Do With, Cheer On" is the motto of service delivery.

Services also focus on family health, child development, and family functioning. Home visitors link families to medical homes, monitor and encourage immunizations, observe home safety, monitor and encourage child development and assist with issues which interfere with family functioning. Assisting families with maintaining stability often leads to case management for housing, utilities, school, employment, financial benefits, physical and mental health services, and addiction and domestic violence services. All staff are expected to attempt to link families to service providers who specialize in the family's area of need.

## EVALUATION GOALS

### GOAL

**95% of families who have participated in at least 12 visits, in the Healthy Families program, will demonstrate no evidence of substantiated abuse and/or neglect until the target child reaches the age of six (as evidenced by no substantiations of abuse and/or neglect at Allen County DCS).**

Per HF and DCS records, 99.1% of families who received visits (those enrolled since 1997 when evaluation began) have remained substantiation free.

### GOAL

**40% of families who have participated for at least 24 visits, in the Healthy Families program, will demonstrate improvement in parental and family functioning as measured by the HFPI.**

56% of families, who have had 24 visits, have improved parental and family functioning as measured by the HFPI.



## HOME-BASED STATISTICS

Number of families admitted into home-based services. **410**

Number of families who received home-based services. **1295**

Number of families who participated in parent group activities. **99**

Number of home visits provided to families. **16,206**

## PROCESS GOALS

**60% of families who screen positive will agree to assessment.**

*61% of families who screened positive and were offered an assessment accepted the assessment.*

**90% of families who assess positive will accept service.**

*89% of families who were eligible for Healthy Families accepted services.*

**80% of families will engage in service (4+ visits).**

*75% of families who accepted services engaged in services.*

**60% of families with at least 12 visits will remain in service for one year.**

*91% of families remained for one year.*

**70% of families will remain in services for at least 24 visits (primary retention).**

*70% of families eligible for 24 visits remained in service for at least 24 visits.*

**80% of families will remain active in the program.**

*An average of 82% of families are active monthly.*

**100% of visits due will be attempted.**

*Attempted visits average 112%*

**90% of visits due will be done.**

*93% of visits due are done.*

**95% of children will have a medical home.**

*98% of children have medical homes.*

**80% of children will have up-to-date immunizations.**

*79% have up-to-date immunizations.*

**90% of children will have timely Denvers.**

*90% of children have timely Denvers.*